

## Bonus Rail Fence from Cinnamon Swirl Pattern

8 x 9 Seventy-two 3" finished size blocks

This bonus quilt is made from left over 1½" Honey Bun strips from Cinnamon Swirl Quilt. Purchase additional fabric to complete this project. Pick colors that compliment your Honey Bun strips.


Left-over 1½" strips	from Cinnamon Swirl Quilt
Light ( <i>Control Fabric</i> )	½ yd (9) 1½" strips
First Border	¼ yd (4) 1½" strips
Second Border	½ yd (4) 4" strips
Binding	¾ yd (4) 3" strips
Backing	1⅛ yds
Batting	40" x 42"



Eleanor Burns  
Teresa Varnes

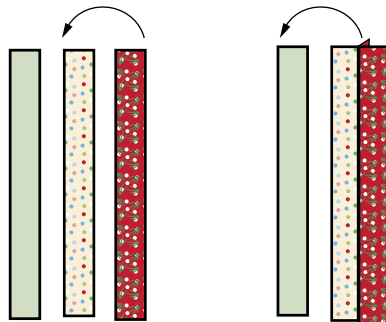
34" x 36"

- Sort left-over strips into piles of medium and dark. Select longest strips, stacking similar lengths together. Discard pieces less than 3½".
- Lay out strips in order: For ease in sewing, cut light strips into approximate lengths of medium and dark strips.




Light Medium Dark


- Sew strips together lengthwise with seam slightly less than ¼".



- Press seams in one direction.



- Cut into seventy-two 3½" squares with 3½" Fussy Cut Ruler



- Lay blocks in pattern eight across and nine down, placing similar darks in zig zag design.
- Assembly-line sew top together.
- Sew 1½" First Border strips to sides.
- Sew 1½" First Border strips to top and bottom.
- Repeat with 4" Second Border strips.
- Layer, stitch in the ditch in zig zag pattern, and bind.

